

Quality since 1994

QH-system
Oilskimmers & Pneumatic Vacuum Systems

SPILLVAC

MADE IN SWEDEN SINCE 1997



THE FINAL SPILL SOLUTION

! SPILLVAC® Basic, pay back in less than a filled 200 litres drum !

Turns your empty standard drums into a powerful industrial vacuum cleaner.

SPILLVAC® Basic vacuums directly into a standard drum which becomes packaging for storage or transport to recycling, disposal or destruction. SPILLVAC® Basic is supplied complete with quick coupling, hose, chromed suction tube, hand- and floor nozzle.

(The drum is not included).

Benefits

- Pneumatic.
- No rotating parts.
- Maintenance free.
- No motors that burn.
- Insensitive to external environment.
- Float prevents overfilling.
- No filters.
- Reliable and safe.




ATEX available for all models and accessories

The SPILLVAC logo features the brand name in a bold, green, sans-serif font. The letters are contained within a green oval shape that has a thin white border and a small white dot at the top and bottom center.

SPILLVAC

BASIC



Model	Order No.
SPILLVAC® Basic standard	20BW200P
SPILLVAC® Basic ATEX	20BW200PX



PumpOut



Supplied complete including quick coupling, hose, chromed suction tube, hand- and floor nozzle.

200 litre container powder coated on the outside, epoxy coated on the inside. Chip basket (mesh 0,44 mm) in Stainless Steel is standard.

The emptying pump capacity is 70 litres / minute with a pressure at max 7 bar which means that it can pump the liquid 100 metres or more.

Benefits

- Pneumatic.
- No rotating parts.
- Maintenance free.
- No motors that burn.
- Insensitive to external environment.
- Float prevents overfilling.
- No filters.
- Reliable and safe.

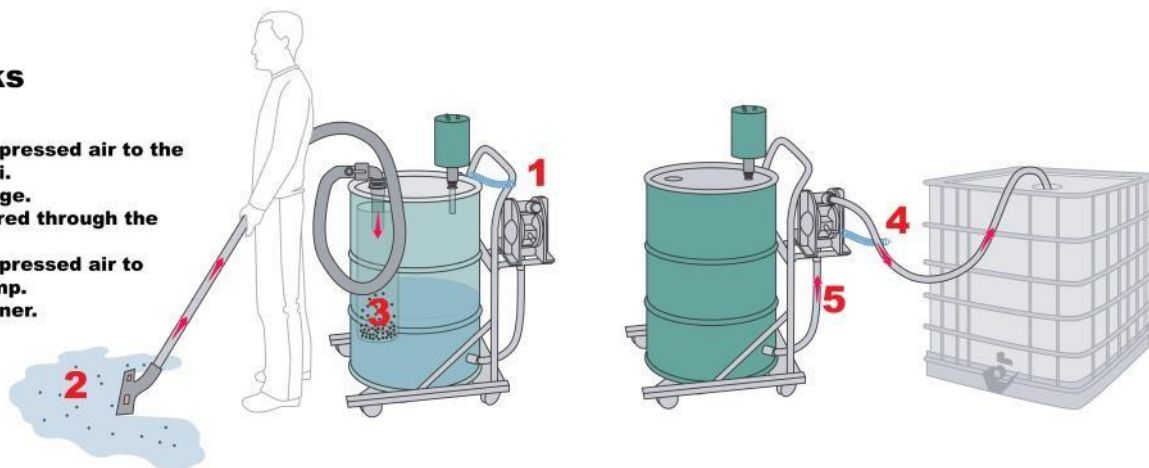
Model	Order No.
SPILLVAC® PumpOut standard	20PW200P
SPILLVAC® PumpOut ATEX	20PW200PX



ATEX available for all models and accessories

How it works

1. Connect the compressed air to the SPILLVAC Venturi.
2. Vacuum up spillage.
3. The liquid is filtered through the Chip basket.
4. Connect the compressed air to the emptying pump.
5. Empty the container.





PressOut



Press Out is specially designed for tight spaces. A width of only 395 mm, ground clearance of 135 mm and 100 mm large wheels make it very easy to maneuver.

The tank is emptied by reversing uncompressed air. This means that you can press the liquid 2-3 metres to any container or place .

SPILLVAC® PressOut is supplied complete including quick coupling, hose, chromed suction tube, hand- and floor nozzle, Chip basket (mesh 0,44 mm) in Stainless Steel is option.

50 litre tank in Stainless Steel with weels and emptying function.

Benefits

- Pneumatic.
- No rotating parts.
- Maintenance free.
- No motors that burn.
- Insensitive to external environment.
- Float prevents overfilling.
- No filters.
- Reliable and safe.

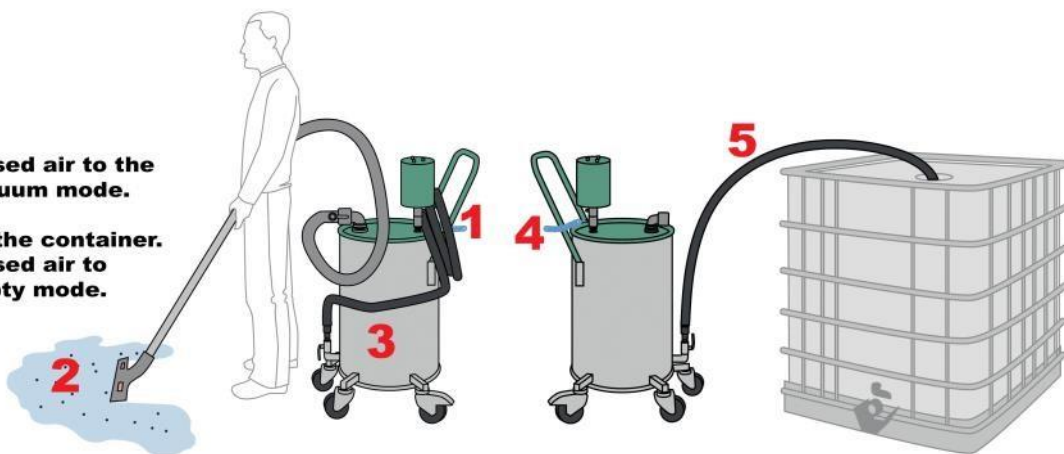
Model	Order No.
SPILLVAC® PressOut standard	20PW500P
SPILLVAC® PressOut ATEX	20PW500PX



ATEX available for all models and accessories

How it works

1. Connect the compressed air to the SPILLVAC Venturi vacuum mode.
2. Vacuum up spillage.
3. The liquid collects in the container.
4. Connect the compressed air to SPILLVAC venturi empty mode.
5. Empty the container.



TECHNICAL DATA AND ACCESSORIES

Technical data SPILLVAC®

Pressure	bar	5	6	7
Air consumption	Litre/min	750	850	1 000
Vacuum	mm VC	3 100	3 600	3 900
Compressed air line	□ mm	Depending on the 13 distance to the main pipe		
Noise level	dB (A)	79 at 7 bar		
Max temperature	°C	60		

Technical data emptying pump

Pressure	bar	5	6
Air consumption	Litre/min	400	600
Capacity	Litre/min	50	70
Compressed air line	□ mm	13	
Noise level	dB (A)	79 at 7 bar	
Max temperature	°C	60	

Sucks up spillage or empty machine sump and containers. Fills the 200-liter container in a few minutes.

Accessoaries SPILLVAC® Basic

V-Trolley



Drum girdle

Prevents drums in poor condition to implode. Even an undamaged drum can implode if big particles get stuck in the hose or the pipe.



Chip basket

The chip basket separates chips and particles from the liquid.

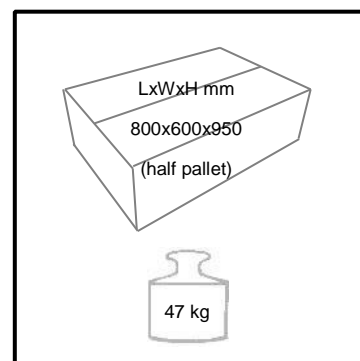
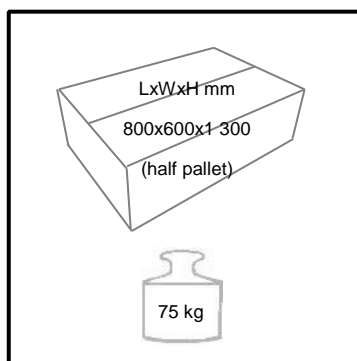
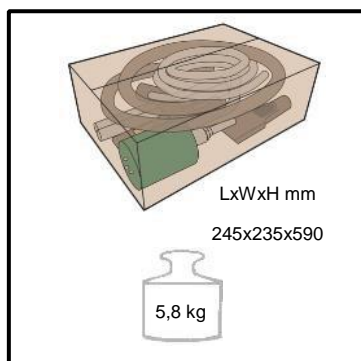
The chip basket is made of perforated stainless steel with an inserted stainless steel net mesh 0,44 mm.

Package Basic

Package PumpOut

Package PressOut




The trolley makes it easy to move the equipment between different working places. The trolley's base plate has the same height as a standard pallet and a V-shaped front which positions a big part of the drum over the pallet before it leaves the trolley. A very stable construction that delivers a reliable usage.



SPARE PARTS

	Description	SPILLVAC® Standard	SPILLVAC® ATEX
	Part No		
	Floor Tool Oil Pro Plastic Part No 2101380N	X	-
	Floor Tool Oil Pro ATEX Antistatic Plastic Part No 2101380A		X
	Crevice Tool □ 38 mm STEEL Part No 2101389	X	X
	Suction Pipe □ 38 mm Chromic Steel Part No 2102381	X	X
	Suction Pipe □ 38 mm Chromic Steel Part No 2102382	X	X
	Hose □ 38 mm x 2 metre Polyuretane Part No 210438PU2 Part No 210438PU2A	X	X
	Kamlock Female 38 mm Part No 2105381	X	-
	Kamlock Elbow Male R 1 1/2" 90° Part No 2105382	X	-
	Adapter R 1 1/2" x 2"	X	-



	Noise Absorbent insert and glue Part No 210UAR20L	X	X
	Steel Hood Complete With Noise Absorbent insert Part No 2106003	X	X
	Chromic Brass Overflow valve complete Part No 2106000	X	X

FAQ

Is compressed air too expensive to use for vacuum cleaning?

It is not expensive to use compressed air in combination with SPILLVAC® equipments as the periods of application are so short. It takes about 2 minutes to fill a 200 liter standard drum with the help of SPILLVAC® equipment which corresponds to costs of a few eurocents.

Is an electrical industrial vacuum cleaner more flexible?

SPILLVAC® is the perfect replacement where large and small spills and liquids are handled. Reliable and insensitive to surrounding environment without the risk of burnt out motors.

Where are the limits of SPILLVAC® equipment's?

Do not use SPILLVAC® in combination with radioactive material, acids, highly inflammable material, material which solidifies while cooling down, for example fat.

How long suction hose can i have?

SPILLVAC® creates double the vacuum compared to electrical wetcleaners, therefore the hose can be 10-20 meters. The problem with too long a hose is the added volume of liquid that stay in the hose when the container is full (1 meter hose contains 1,13 liter).

SPILLVAC® suction height is 3,9 meter in theory, although more than 2,5 meter is not recommended and requires a shorter hose (max 2,5 meter).

Do all standard drums have the same holes?

2" and 3/4" bung holes are international standard and used on most 200/215 liter closed head drums.



When should I choose an ATEX model?

SPILLVAC® ATEX products are all made of conductive and antistatic material to prevent static electricity. SPILLVAC® complies with the ATEX Directive 94/9/EC for use in potentially explosive environments (EX) zone 1 and 2.

The equipment is useful for class 3 products with a flash point above +55°C (see the product safety sheets).

SPILLVAC® applications

Oil waste	Color and glue waste	Miscellaneous
Oil spill	Water based color	Washing water
Oil sludge	Printing color	Scrub water
Machine oil	Color sludge	Glycol
Lubricants	Ink	Diesel
Emulsions	Glue water	
Coolants		

For oil and water based liquids/sludge, pH 6-9 with solids up to 20 mm. Flashpoint above +55°C (class 3).